

LPG *safety*



Event: _____ Site/stall: _____

Name: _____ Event date: _____

Checklist for outdoor events

All gas installations must comply with relevant Australian standards. Non-portable gas appliances (even those installed outside or in temporary shelters) must be installed by a licensed gas fitter.

- Has all gas work been undertaken by a licensed gas fitter?
- Have connection joints been tested with soapy water for gas leakages?
- Is there a suitable fire extinguisher available?
- Are cylinders secured in an upright position, on a level, non-combustible surface?
- Are cylinders in a well-ventilated location?
- Are cylinders positioned at least 1.5 m from an ignition source (such as an electric socket or naked flame)?
- Is test date not more than 10 years ago on LP gas cylinders?
- Are any spare cylinders (i.e. not in use) stored externally?
- Do you have clear access to the gas cylinder valve if you need to turn the gas supply off in an emergency?
- Are supply hoses from cylinder to appliance in good condition (without kinks or abrasions)?
- Do the hoses pose a trip hazard?
- Have all appliances been approved and do they display a certification badge?
- Are appliances secured against falling or tipping?
- Are appliances clear of combustible/flammable materials (such as cardboard, oil containers, wall partitions)?
- Are ring burners secured (or fixed) to a stable, non-combustible base?
- Do you have operating instructions for the use of all appliances?

If in doubt about what to do, contact a licensed gas fitter.

If a gas leak is suspected:

- Turn off gas supply at the appliance.
- Turn off the cylinder.
- Do not use ignition sources (such as mobile phones or lighters).

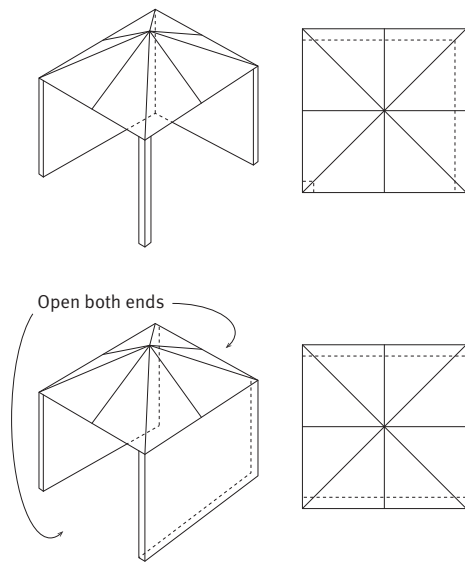
In an **emergency**—telephone 000.



Examples of ventilation

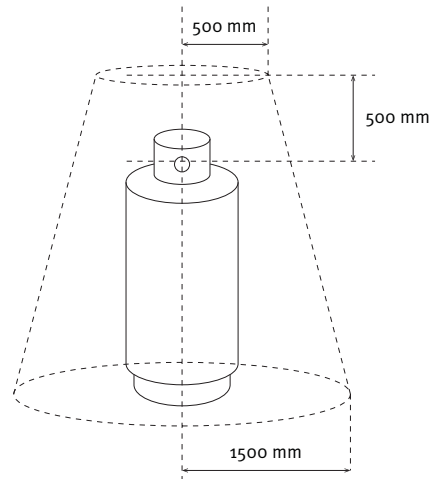
Examples of the minimum ventilation needed when using gas appliances in a 'quasi' outdoor situation.

Outdoor areas must be well ventilated when using gas. These images show that having two sides of the tent/shelter open ensures good cross breeze and ventilation in a quasi-outdoor situation.



Hazardous area

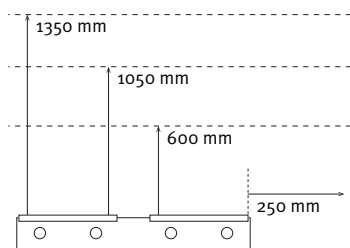
No ignition sources are to be used within these hazardous areas of an exchange cylinder.



Do not use an ignition source within these distances around an exchange cylinder.

Clearances from burners

Burners (such as hotplates and deep fryers) should not be placed near combustible surfaces. Use these clearances as a guide to how far away to keep combustible materials.



Chinese cooking tables, griddles, BBQs, chargrills

Hotplates and ranges

Deep fryers and solid grill plates

Any combustible surface (500 mm is recommended for plastic and canvas structures)

Note: This is not a complete guide to LPG safety and compliance. For more information, visit www.deedi.qld.gov.au or contact the Petroleum and Gas Inspectorate on **07 3237 1626**.